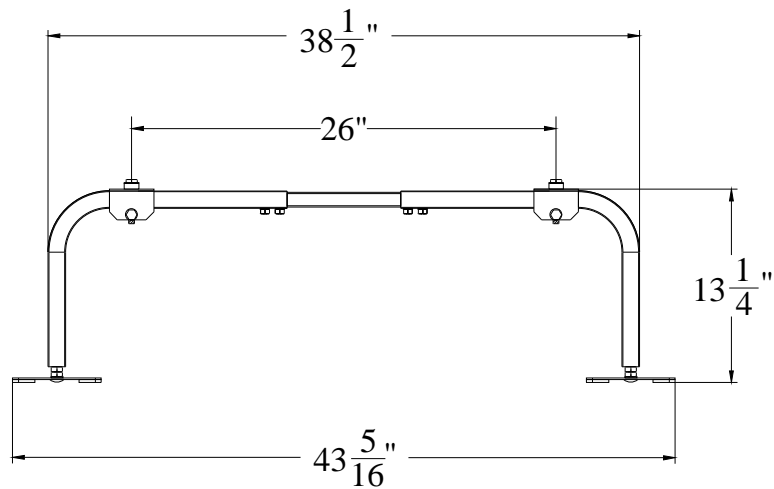
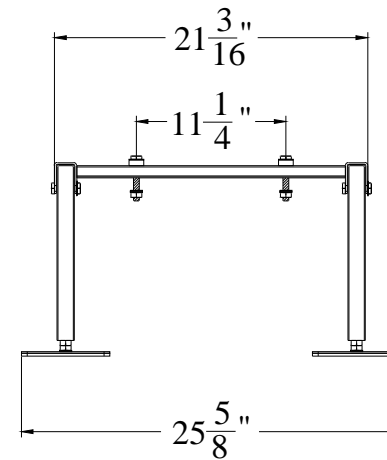


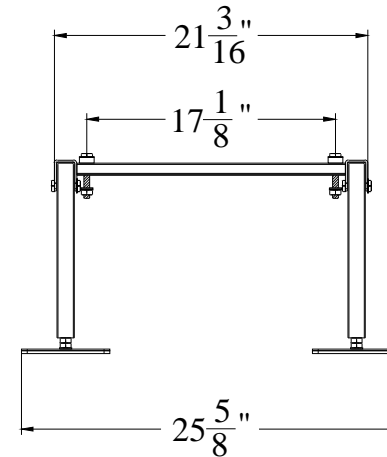
**SIDE VIEW RETRACTED**



**SIDE VIEW EXPANDED**



**END VIEW RETRACTED**



**END VIEW EXPANDED**

(\*)- WIDTH IS ADJUSTABLE IN 1" INCREMENTS

**IMPORTANT NOTE: THE INSTALLER IS RESPONSIBLE FOR THETHERING AND BOLTING UNITS TO WITHSTAND WIND AND/OR SEISMIC LOADS.**

UNLESS OTHERWISE SPECIFIED:  
 DIMENSIONS ARE IN INCHES [MILLIMETERS]  
 TOLERANCES ARE: ANGLES ±1.0°  
 FRACTIONAL SIZES X/Y ±1/64  
 INCHES [MILLIMETERS]  
 .X = ±0.1 [X = ±2.5]  
 .XX = ±0.01 [X = ±1.3]  
 .XXX = ±0.005 [XX = ±0.13] THIRD ANGLE PROJECTION

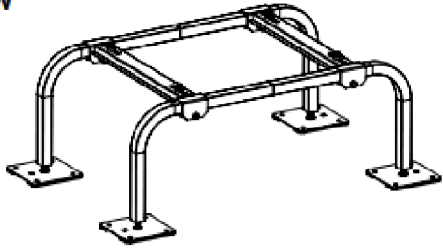


DWG. NO:

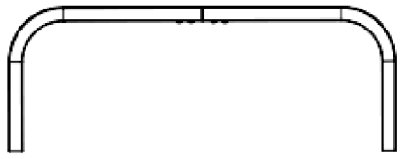
MINI SPLIT STAND -1201  
 IBEX 1201

SHEET  
 1 OF 2

**VIEW**



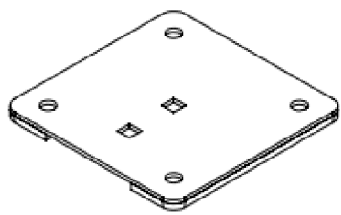
**Ax2pcs**



**Bx2pcs**



**Cx4pcs**

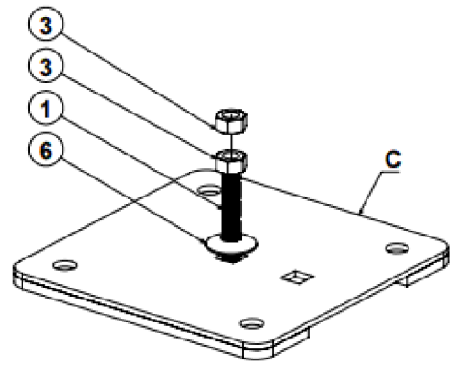


|   |                      |  |     |
|---|----------------------|--|-----|
| 1 | Carriage bolt M10x50 |  | x4  |
| 2 | Hex bolt M10x50      |  | x8  |
| 3 | Nut                  |  | x16 |
| 4 | Washer M10           |  | x8  |
| 5 | Rubber washer M10    |  | x4  |
| 6 | Rubber bonded washer |  | x4  |
| 7 | Lock washer          |  | x8  |

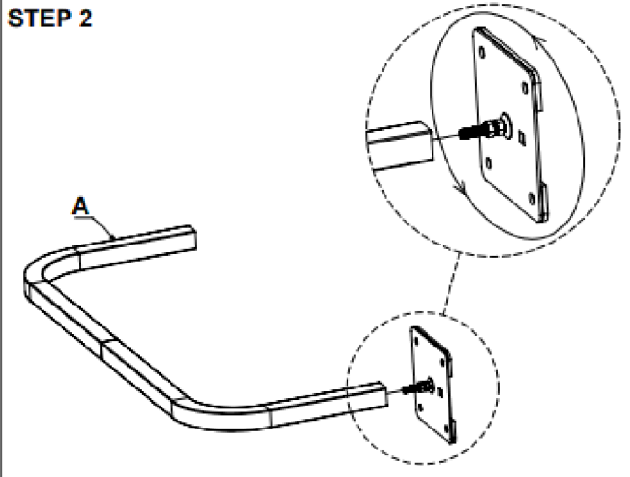
**ASSEMBLY INSTRUCTION**

**Model: 1201**

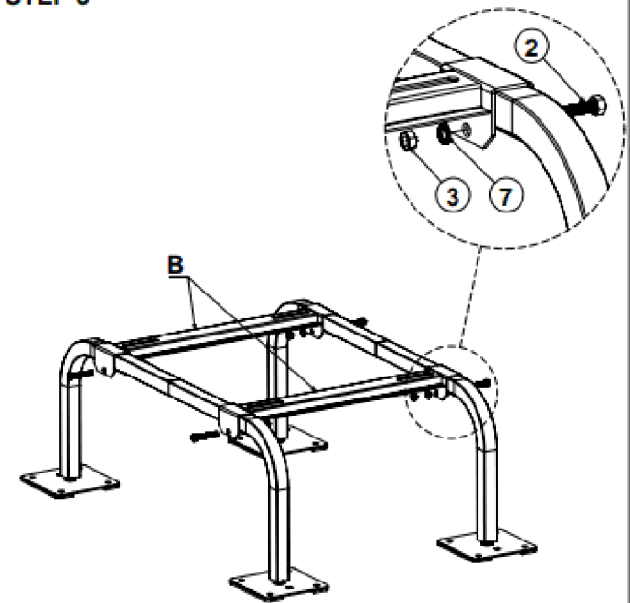
**STEP 1**



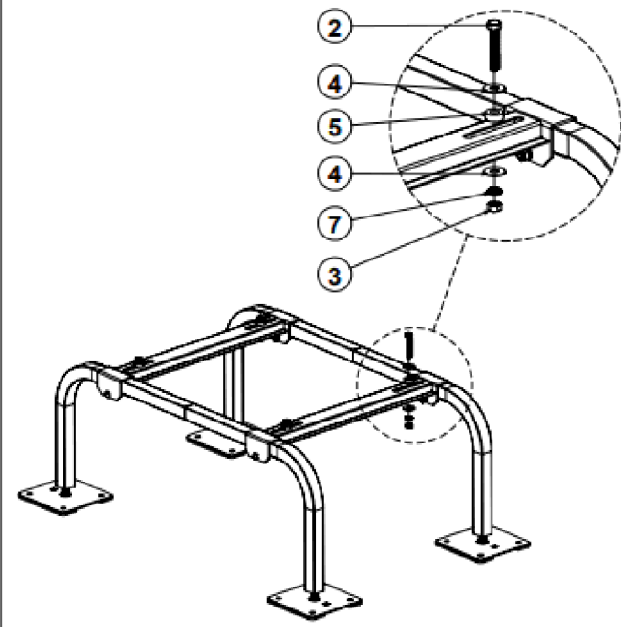
**STEP 2**



**STEP 3**



**Finished**



**Note : Tighten all bolts to 85 ft/lbs. of torque**

UNLESS OTHERWISE SPECIFIED:  
 DIMENSIONS ARE IN INCHES (MILLIMETERS)  
 TOLERANCES ARE: ANGLES ±1.0°  
 FRACTIONAL SIZES X/Y ±1/64  
 INCHES [MILLIMETERS]  
 .X = ±0.1 [X = ±2.5]  
 .XX = ±0.01 [X = ±1.3]  
 .XXX = ±0.005 [XX = ±0.13] THIRD ANGLE PROJECTION



DWG. NO:  
**MINI SPLIT STAND -1201**  
**IBEX 1201**