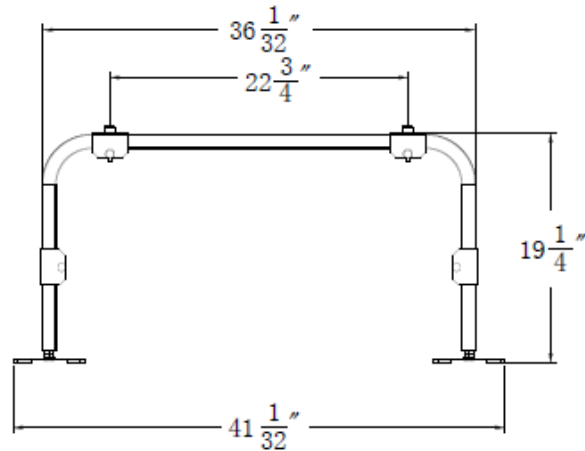
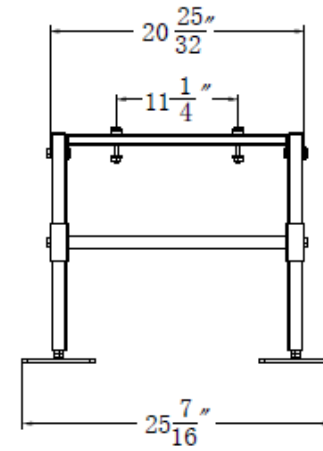


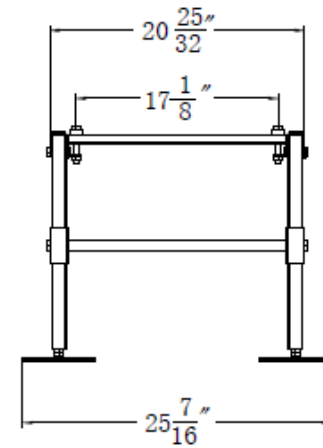
SIDE VIEW RETRACTED



SIDE VIEW EXPANDED



END VIEW RETRACTED



END VIEW EXPANDED

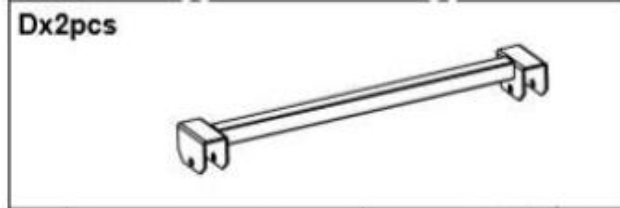

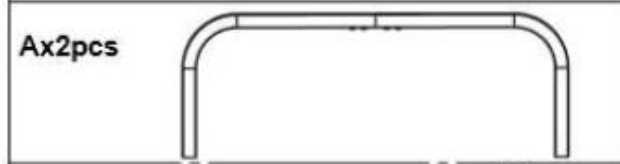
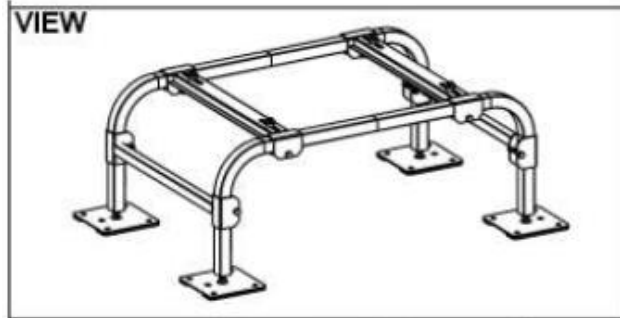
(*)- WIDTH IS ADJUSTABLE IN 1" INCREMENTS

IMPORTANT NOTE: THE INSTALLER IS RESPONSIBLE FOR THETHERING AND BOLTING UNITS TO WITHSTAND WIND AND/OR SEISMIC LOADS.

UNLESS OTHERWISE SPECIFIED:
 DIMENSIONS ARE IN INCHES (MILLIMETERS)
 TOLERANCES ARE: ANGLES ±1.0°
 FRACTIONAL SIZES X/Y ±1/64
 INCHES (MILLIMETERS)
 .X = ±0.1 [X = ±2.5]
 .XX = ±0.01 [X = ±1.3]
 .XXX = ±0.005 [X = ±0.13] THIRD ANGLE PROJECTION



DWG. NO:
 MINI SPLIT STAND -1801AL
 IBEX 1801AL

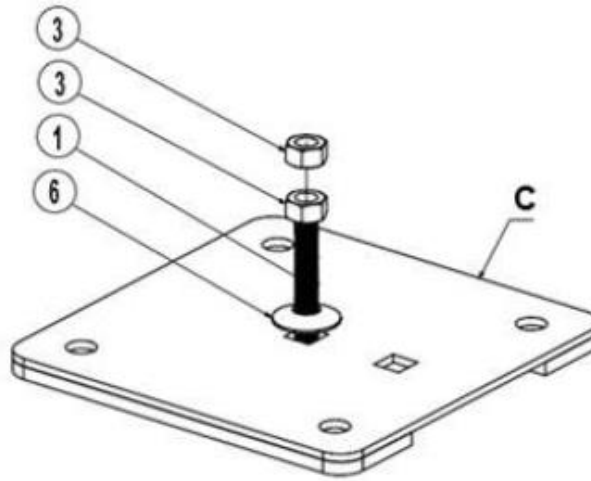


1	Carriage bolt M10x50		x4
2	Hex bolt M10x50		x12
3	Nut		x20
4	Washer M10		x8
5	Rubber washer		x4
6	Rubber bonded washer M10		x4
7	Lock washer		x12

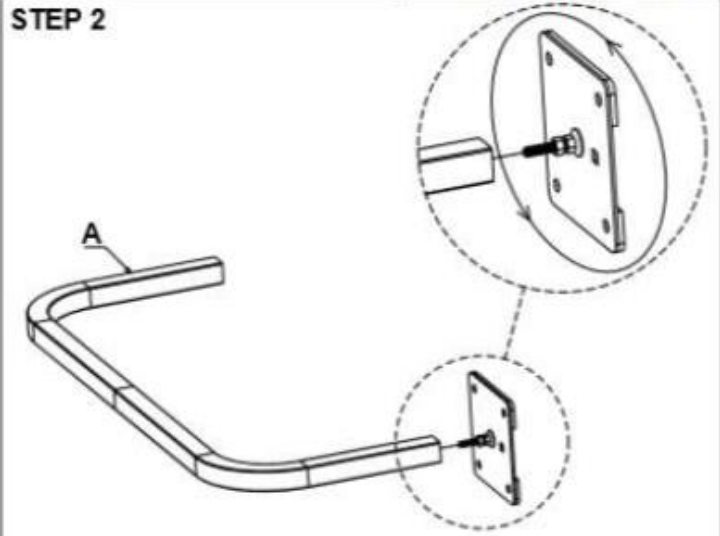
ASSEMBLY INSTRUCTION

Model: 1801 , 1802, 2401, 2402

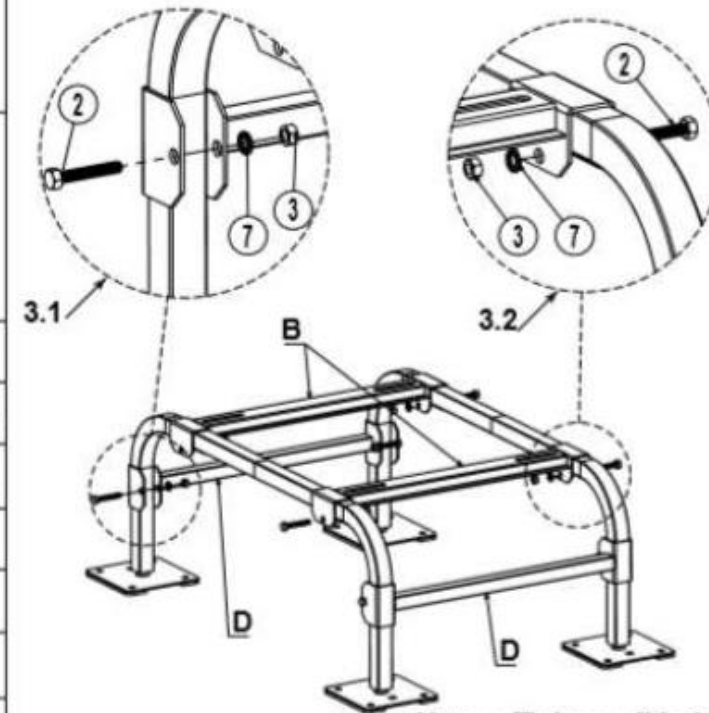
STEP 1



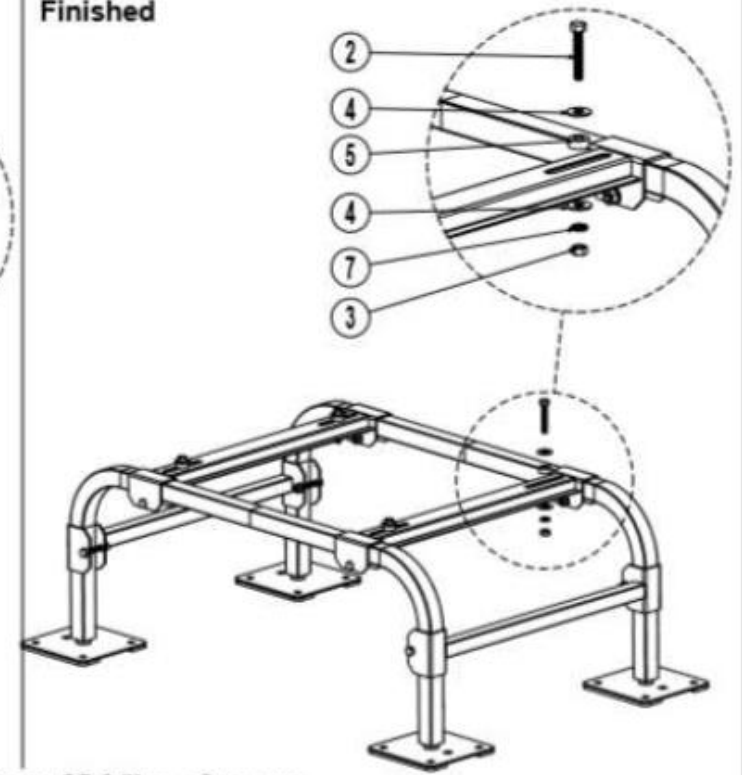
STEP 2



STEP 3



Finished



Note : Tighten all bolts to 85 ft/lbs. of torque